

# Behind the Scenes...


Nat Huber, Comic Artist

As many of you know, "This Just In..." is the comic I write for the *Oracle!* We all get to see the finished products, so I thought it'd be fun to see the behind the scenes stuff; the process of making a comic strip!



## 1) Brainstorm and Pick a Prompt

This is probably the hardest part of the whole thing, trying to come up with a good idea that could be funny and isn't too stupid. I go through a lot of ideas that don't end up being made simply because they don't appeal to me or just aren't that funny, or I forgot to write it down, that happens a lot too.



## 3) Second Sketch – Actually Looks Like a Comic!

One hard part is trying to figure out what I sketched the day or week before. My memory can be pretty garbage, so I have to wing it a lot. This step is meant to add details and proper form to what's going on in the panels. I often drastically change how a panel looks in this stage, as the sketch either didn't look right or it was poorly laid out.



## 2) First Sketch – Very Bad lol

The next step is both my most and least favorite part of the whole thing: the first sketch. It always looks like a child's scribbles, but if it gets the basic look across, that's all I really need. It'll be fixed digitally anyway.



## 4) Line Art and Procrastination

Line art is super tedious and can get extremely frustrating. I spend the most time here avoiding my responsibilities by drawing other things or doing absolutely anything else because of how much line art can annoy me.



## 5) Colors and Confusion

Coloring the characters in the comic is the easiest part, as I already have all their colors in their reference images. But trying to figure out where the lighting is, if I'm keeping the light source consistent (which I'm usually not) and what colors the space they're in should be. I often color pick from older strips and just imply they're in the same setting, like the cafeteria or Momoko's living room.



## 6) Try to Make the Dialogue Make Sense and Fit

Now, dialogue. My arch-rival. I almost always have one line that's been set from the beginning, but everything else can be a struggle. Whether it's the build-up or aftermath, it's a headache. Not to mention trying to get the text to fit in the speech bubbles.

## 7) Take a Nap or Play Minecraft


Repeat this process four more times and I'm done for the issue! I usually end up working on other art pieces or playing Minecraft until I get a headache. Then I do it all over again for the next issue!

Read the full strip on the next page!!




# This Just In...


36) LOST



37) CRUSH



38) SHOPPING



For the rest of the story, head to [dmnorthmedia.com/this-just-in-comic/](http://dmnorthmedia.com/this-just-in-comic/)

Want more from the artist? Follow @the\_eevee\_mama on Instagram!



Comic and Design:  
Nat Huber